

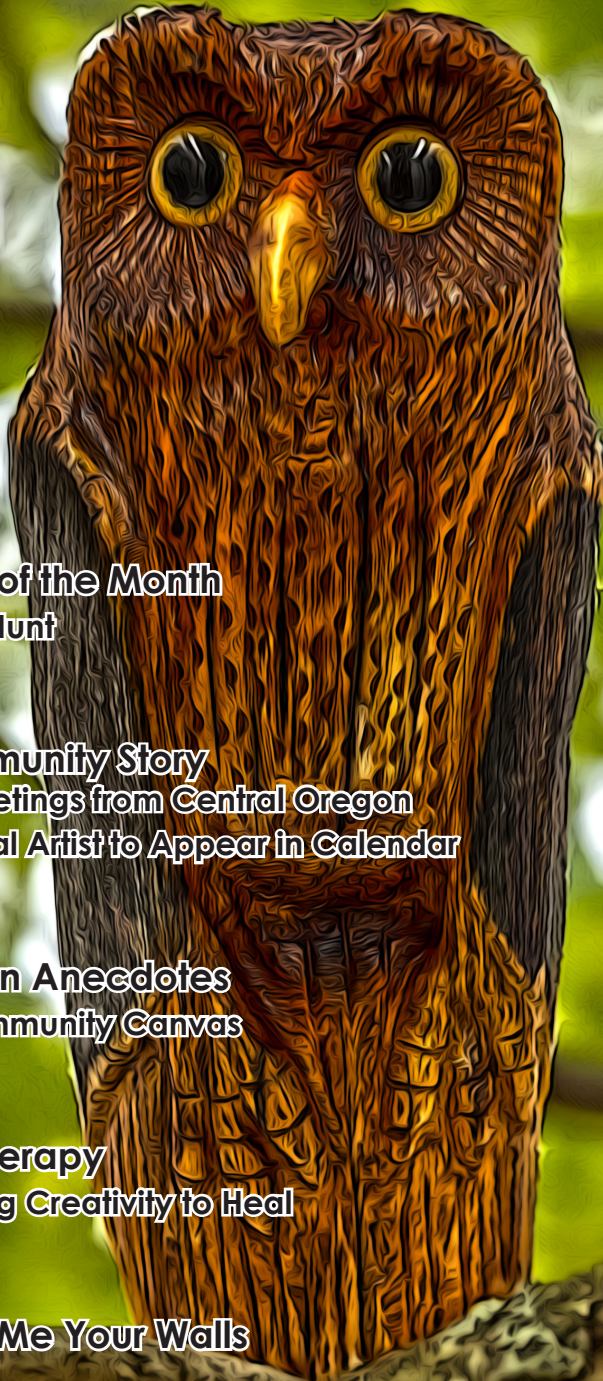
FREE
NOVEMBER 2023



DRY CANYON
Arts
ASSOCIATION

NEWSLETTER

THE VOICE OF THE REDMOND, OREGON, ART COMMUNITY



4
Artist of the Month
Bill Hunt

6
Community Story
Greetings from Central Oregon
Local Artist to Appear in Calendar

10
Artisan Anecdotes
Community Canvas

14
Art Therapy
Using Creativity to Heal

16
Lend Me Your Walls

17
First Friday

18
Calendar



VISIT OUR WEBSITE

Board of DIRECTORS

CHAIR

Mel Archer
503-201-3951
chair@drycanyonarts.org

VICE CHAIR MEMBERSHIP CHAIR

Kelley Salber
971-570-6811
vicechair@drycanyonarts.org
membership@drycanyonarts.org

SECRETARY

Katie Harris
541-526-5037
secretary@drycanyonarts.org

TREASURER

Terri Dill-Simpson
503-520-5897
treasurer@drycanyonarts.org

BUILDING COMMITTEE CHAIR EVENTS CO-CHAIR

Bill Hunt
360-600-4706
highdesertcarvers@gmail.com
events2@drycanyonarts.org

MARKETING CHAIR

Toni Morgan
503-539-5980
marketing@drycanyonarts.org

GRANT WRITER

Josie Powell
406-530-2115
grants1@drycanyonarts.org

NEWSLETTER EDITOR

James Morris
541-408-7288
newsletter@drycanyonarts.org

EDUCATION COMMITTEE CHAIR

Joan Sheets
503-319-2074
education@drycanyonarts.org

EVENTS CO-CHAIR

Bill Lind
503-298-9116
events@drycanyonarts.org

LEND ME YOUR WALLS OPEN

lendmeyourwalls@drycanyonarts.org

FIRST FRIDAY ART WALKS ORIENTATION COORDINATOR

Laurel Werhane
541-633-6693
firstfriday@drycanyonarts.org
orientation@drycanyonarts.org

VOLUNTEER COORDINATOR

Jackie Petrovic
949-439-0359
Hearts4art@drycanyonarts.org

THE CURATOR'S COMMENTARY

A MESSAGE FROM THE EDITOR



Dear DCAA family, friends, and esteemed readers,
Welcome to the November issue of Dry Canyon Arts Association's newsletter, a treasure trove of artistic inspiration, community stories, and innovative features designed to spark your creativity and deepen your connection with the vibrant art scene in Central Oregon.

This month, we're thrilled to shine a spotlight on our Artist of the Month, the remarkably talented Bill Hunt. Known for his intricate wood carvings, Bill's work is a testament to the power of detail, patience, and craftsmanship. Get an exclusive look into his creative process and the inspiration behind his stunning pieces.

Our Community Story this month takes you on a visual journey through Central Oregon's captivating "Greetings From Central Oregon" murals. With every stroke of paint, these murals tell a story, encapsulating the spirit of our region and serving as a colorful testament to our shared heritage.

We're also excited to introduce two new features in our newsletter. The first, Artisan Anecdotes, is a space to share stories related to the art world and its fantastical journey, inspirational moments, and the lessons we have all learned along the way.

The second feature, Art Therapy, delves into the healing power of art. This month, we start with the topic "Using Creativity to Heal," exploring how art can serve as a potent tool for self-expression, emotional release, and personal growth.

As always, we encourage you to engage with our content, share it with friends and fellow art enthusiasts, and let us know your thoughts. We believe that it's your personal connection and engagement that truly brings our content to life.

Immerse yourself in this month's offerings, and allow them to stir your imagination, inspire your creativity, and deepen your appreciation for the rich tapestry of artistry in our beloved Central Oregon.

Enjoy the read!
Warm regards,

James Morris
Editor, Dry Canyon Arts Association

A SHOUT OUT TO OUR SPONSORS AND SUPPORTERS

SPONSORS



Deschutes Cultural Coalition



Oregon Community Foundation



The Roundhouse Foundation

Become a SPONSOR
Scan this QR code...



SUPPORTERS



Arome



Art & Music



Cares & Whoas



Desert Prairie Boutique



Grace and Hammer Pizzeria



High Desert Florals



Harcourts the Garner Group



High Desert Music Hall



SCP Redmond Hotel



Redmond Senior Center



St. Charles Hospital, Redmond



Sotheby's



Tite Knot Craft Coffee



Feast Food Co.



High Desert Vision Center



Birdie's Brow and Spa



General Duffy's



Equine Wine Bar



About the Cover Owl Carving by Bill Hunt

The owl is showcased with intricate patterns and designs, emphasizing its feathers and facial features. It is perched on a tree branch, surrounded by a blurred green background, suggesting a natural setting. The artwork combines realism with a touch of abstract, given the exaggerated textures. This piece would be perfect for nature enthusiasts, art collectors, or those who appreciate detailed craftsmanship. It could be a decorative item for homes or offices given its nature-inspired theme. This piece is handcrafted, making it a unique or limited edition item. (See Bill's story on page 4.)

THE ARTIST OF THE MONTH

BILL HUNT - CARVING NATURE'S BEAUTY

By James Morris

When you cross the bridge between the worlds of art and business, you'll likely find Bill Hunt at its nexus. A fusion of over 50 years in marketing and sales with a passionate talent for wood carving, Hunt showcases the symbiotic relationship between the two worlds in a way that's both intriguing and inspiring.

While many artists find the sales side of their business daunting, Hunt thrives on it. His extensive background in marketing and sales hasn't just made him adept at creating captivating promotional materials and art show booths—it has also honed his interpersonal skills. "Having been in direct sales," Hunt reflects, "I enjoy interacting with people and helping them make the decision to buy my art."

Hunt's pieces are a blend of history and nature. He carves using 100-year-old cedar fence posts from the pioneer sheep and cattle ranches of Central Oregon, transforming them into stunning decoys and owls. With exacting precision, he crafts duck heads complete with taxidermy glass eyes, often leaving a section of the natural wood untouched. "I strive for motion in the wood, indicating wings," he explains, adding a dynamic layer to his static creations.

Hunt's creative process is an intimate dance between man and material. Preferring wood with natural curves and blemishes, he believes these imperfections enhance the character of the finished piece. Using a combination of bandsaws and handheld power carving tools, Hunt meticulously shapes, sands, and finishes each piece, all



while ensuring the wood's inherent beauty shines through.

Nature, in all its infinite forms, inspires Hunt. Yet, his journey hasn't been without its challenges. Moving from being a successful independent real estate broker to the corporate world of Century 21 in California required adaptability. But Hunt's resilience and ability to listen and learn proved invaluable. "I quickly learned that when I had a great idea that could impact their department, it was better to give it to

them and let them take the credit," he recalls of navigating corporate dynamics.

Emerging artists can learn much from Hunt's experiences. His advice? Start small, seek feedback, and adapt. He stresses the importance of engaging with potential buyers and emphasizes that rejection should not be a deterrent. "If you never ask, you never get!" he says.



Going forward, Hunt aims to focus on referral business and custom work, and he has his sights set on high-end home furnishing establishments in Central Oregon. Throughout his journey, the Dry Canyon Arts Association has played a pivotal role, providing platforms like the Spring and Fall Shows and First Fridays. These events have bolstered Hunt's reputation as a unique wood carver in the region.

Yet, with all the art he has produced, one piece remains especially dear to him—a fence post duck he crafted in his garage. Modeled after a piece he purchased in Alaska, Hunt's creation now sits proudly next to the original inspiration in his den. A testament to his journey,

it reminds us that inspiration can come from the most unexpected places and that with dedication, any vision can be brought to life.



And so, as we celebrate our Artist of the Month, we're not just acknowledging the mesmerizing artistry of Bill Hunt, but also the indomitable spirit of a man who effortlessly bridges the worlds of business and art. A true testament to the notion that passion, coupled with dedication, knows no bounds. •



www.HighDesertCarvers.com



Are You Ready for the spotlight?

Are you a talented artist looking for more exposure? Apply now to become the Artist of the Month for the Dry Canyon Art Association! Each month, we feature one exceptional artist in our newsletter and the Redmond Spokesman newspaper, providing valuable exposure and recognition. You will also have the opportunity to be on Central Oregon Daily News on Art Talks, the first friday of every month.

To apply, simply complete the online form available at

www.DryCanyonArts.org/artist-of-the-month-dcaa-newsletter-redmond-spokesman

Don't miss this opportunity to showcase your skills and join our community of artists!

THE COMMUNITY STORY

GREETINGS FROM CENTRAL OREGON

Reprinted from The Source (BendSource.com)

Perhaps it's the giant, flowery "Greetings from Bend, Oregon" mural at the Old Mill that first caught your eye. Or perhaps it's the stunning, red-and-orange-tinted "Greetings from Madras" mural that sits along the main drag. Or perhaps it's one of the many other "Greetings From" murals that now are present around the towns of Central Oregon, from Maupin to La Pine. Whichever one you noticed



first, the murals by local artists Katie Daisy and Karen Eland are certainly turning heads.

Katie Daisy and Karen Eland completed the "Greetings From..." mural in Prineville in June.

Conceived of and sponsored by Visit Central Oregon, the destination marketing organization for the region, the "Greetings From..." project, which draws inspiration from the look of vintage postcards, kicked off in 2021 with the completion of the mural in La Pine, located on Huntington Road, which depicts a peaceful cabin scene near a lake. Following that was a mural for Sunriver, and then Maupin, Eland said. Just last month, Daisy and Eland completed the most recent version in Prineville.

"Central Oregon is made up of diverse communities all with their own natural wonders, flora, and fauna that make them unique," Katie Johnson, senior marketing manager for Visit Central Oregon, told the Source Weekly. "We set out to connect our region in a creative way, inspiring visitors and locals alike to travel to and experience

different parts of Central Oregon. We also wanted to create a shareable moment. The murals provide vibrant backdrops for people to take their photo in front of and share the wonder of Oregon with family and friends back home."

Visit Central Oregon selected Daisy and Eland after seeing their individual works in local shops and events.

"They are both very well-connected artists in the

region, and we knew their dreamy paintings would inspire people to visit the murals and share them with others," Johnson wrote in an email.

Thus far, the pair has completed a total of nine murals, each including flora, fauna and unique features of the town or area it's located in. Two are located in Redmond – including one at the Redmond Municipal Airport – along with murals in Bend, La Pine, Madras, Maupin, Sisters and Sunriver.

Eland and Daisy, who work together frequently, created the majority of the murals on removeable panels off-site, each adding their own flair.

"They [Visit Central Oregon] had the vintage postcard theme, and we just kind of took it from there, adding our own style to that," Eland told the Source Weekly. "She [Katie Daisy] and I frequently do larger projects together – I do the animals and the scenery-type aspects and she does lettering and flowers. So we kind of mix our styles together to get the look."





Each mural offers a little local flavor while incorporating each artist's unique style.

"We like to focus a little more on the nature that's around there and so we'll visit the town itself and just kind of pick up the vibe — go out to eat, walk around, and then research," Eland said. "Sisters... it felt like you're getting more on the lush side of things — it's just about being in the area and getting inspired and choosing a color palette."

Representatives from the various towns have been enthusiastic about adding these Insta-worthy spaces to their locales.

"The creativity behind the mural and public art in general exudes everything we want art to be," Judy Trego, CEO of the Sisters Area Chamber of Commerce and Sisters Country, told Visit Central Oregon. "Accessible. It lifts up not only those who visit our rural town but also those who live and work in Sisters Country."

The most recently created mural, in Prineville, was significantly larger than the others — requiring the artists to paint the mural, depicting a sunny, horse-inspired scene, on site.

"There have been significant efforts in the past few years to help beautify downtown Prineville," Kim Molnar, executive director of the Prineville-Crook County Chamber of Commerce, wrote in a testimonial to Visit

Painting a large mural outdoors can be a challenging yet rewarding experience. Here are some tips and tricks to consider:

1. Planning and Design:

Sketch it Out: Before you begin, create a detailed sketch or digital mock-up of your design.

Scale Matters: Use a projector at night to transfer a smaller design onto the larger space or use a grid technique to keep proportions accurate.

Permission and Permits: Always make sure you have the necessary permissions or permits to paint in a particular location.

2. Preparing the Surface:

Clean the Wall: Remove any dirt, grime, or loose paint from the surface. A power washer can be useful for this.

Primer: Use a high-quality primer suitable for outdoor use. This will help the paint adhere better and last longer.

3. Materials and Tools:

Quality Paint: Invest in high-quality outdoor or mural paints. These will withstand weather conditions and resist fading.

Brushes and Rollers: Use a variety of sizes for both brushes and rollers. Wider brushes or rollers can be used for larger areas, while smaller brushes will be helpful for details.

Spray Paint: Some mural artists use spray paint for broader coverage or for specific techniques.

Ladders and Scaffolding: Ensure they are sturdy and safe. If the mural is very high, consider renting a cherry picker or scissor lift.

4. Technique and Application:

Start with Background: Paint larger areas and backgrounds first, then work your way to the details.

Layers: Paint in layers, allowing each layer to dry before adding another.

Sealant: After the mural is finished and dry, apply a clear UV sealant or varnish to protect it from the elements and potential vandalism.

Central Oregon. "Being the recipient of this mural was another example of this work, and a great gift to our town. The community sentiment towards the artwork has been extremely positive and we are thrilled to have been a recipient of the 'Greetings From Prineville' mural."

Next, Visit Central Oregon hopes to add a mural in Warm Springs, crafted by artists from the reservation.

"Katie and Karen finished the Prineville mural at the end of June, and now we're in the planning stages for a mural in Warm Springs which will be done by local artists there," Johnson said.

"Greetings From..." mural current locations:

- 450 SW Powerhouse Dr., Bend
- 51429 Huntington Rd., La Pine
- 715 SW 5th St., Madras
- 609 US-197, Maupin
- 225 NE 3rd St., Prineville
- 520 SW Evergreen Ave., Redmond
- 2522 Jesse Butler Cir., Redmond
- 211 W Cascade Ave., Sisters
- 57070 Great Hall Loop, Sunriver

See the various murals online at: visitcentraloregon.com/articles/tour-the-central-oregon-mural-trail.

5. Consider the Environment:

Weather: Avoid painting during rainy or overly windy days. Check the weather forecast in advance.

Sun Exposure: Consider the times of day when the wall will be in full sun and try to work during cooler times or when the wall is in the shade.

6. Safety:

Protective Gear: Wear hats, sunglasses, and sunscreen to protect yourself from the sun. Also consider wearing a mask if using spray paints or other chemicals.

Stay Hydrated: Drink plenty of water, especially on hot days.

7. Maintenance:

Regular Check-ins: Revisit the mural periodically to check for wear or damage. A fresh coat of sealant every few years can help prolong its life.

Repair Kit: Keep some of the original paint colors for touch-ups if needed.

8. Engage the Community:

Feedback: Get input from the local community on the design, if possible. This can foster a sense of ownership and pride in the artwork.

Collaboration: Consider making it a collaborative project with local artists or community members.

9. Document the Process:

Timelapse: Set up a camera to document the mural's progress. This not only serves as a great record of your work but can also be used for promotional purposes.

Photographs: Take clear photos of the finished mural. This will be useful for your portfolio and to share on social media or other platforms.

Remember, the process of creating a mural is as much about the journey as it is about the final product. Enjoy the process, learn from any challenges, and celebrate your masterpiece once it's complete!

YOUNG LOCAL ARTIST WINS A PLACE IN OREGON AGRICULTURAL CALENDAR

By James Morris

In the heart of Redmond, Oregon, a ten-year-old boy named Joshua is transforming a simple class assignment into a journey of artistic discovery. It all started at Tom McCall Elementary, where an annual calendar contest held by the Oregon Agricultural in the Classroom Foundation inspired him to create a captivating hand-drawn picture of a crab on the beach. To his surprise, the piece was chosen for the month of March in the 2024 calendar.

When asked about how he felt upon learning that his artwork had been selected, Joshua, with an air of humble delight, said, "I was pretty surprised. Not many kids win it." And indeed, his achievement is impressive considering that he competed against approximately 1772 entries.

The inspiration behind Joshua's winning piece traces back to an Earth Day celebration in his 4th-grade class. The idea of the world being 75% water sparked a playful debate among the pupils - were they, in essence, crabs? This whimsical thought led to the adoption of a crab as their class mascot, which later inspired Joshua's memorable drawing for the contest.

His creative process is meticulous and thoughtful, demonstrating a level of attention to detail that is remarkable for his age. He explained, "Since I wanted to have a high-quality drawing... I drew a line down the middle so it's kind of symmetrical because usually crabs are symmetrical." Joshua also tried to incorporate perspective into his design, adding depth to the ocean backdrop. His process involved sketching out the design



first, tracing it over with a Sharpie, and then coloring it in.

Joshua's reward for his exceptional work was \$50 and a free ice cream coupon for the state fair. When asked what he planned to do with his winnings, he enthusiastically shared that the money was deposited into a new bank account.

Looking to the future, Joshua is optimistic, although he acknowledges the possibility that the contest organizers might want to give other kids a chance to win. However, this hasn't dampened his enthusiasm for art. He's considering using his talents to illustrate books and is already exploring stop motion animation. Joshua also collaborates with a classmate on a book project, showcasing his writing skills alongside his artistic ones.


His advice for other young artists is both encouraging and insightful: "If you make a mistake, it doesn't really matter. I turned them into something that would be better." This approach to creativity, coupled with his dedication and talent, makes Joshua a shining example for his peers. His story is a testament to the power of imagination, the importance of perseverance, and the joy of artistic exploration.

Joshua's journey is a fresh reminder that art can spring from the simplest of ideas - whether it's an Earth Day assignment or the playful thought of being a crab in a world that is 75% water. It's clear that this young artist's journey is just beginning, and we can't wait to see where his creativity takes him next. •



COME MEET JOSHUA!

Art enthusiasts, take note! The young and talented Joshua, who recently gained acclaim for his captivating crab drawing in the Oregon Agricultural in the Classroom Foundation calendar contest, is scheduled to be at the 2023 Fall Art Show held by the Dry Canyon Arts Association. Don't miss this unique opportunity to meet Joshua in person and purchase the very calendar where his exceptional artwork for March is featured. This 10-year-old artist's journey from a class assignment to artistic discovery is truly inspiring. Join us to celebrate creativity, imagination, and the boundless potential of young talent.



ANNUAL FALL ART SHOW & SALE

By Toni Morgan

(Reprinted from Cascade A & E)




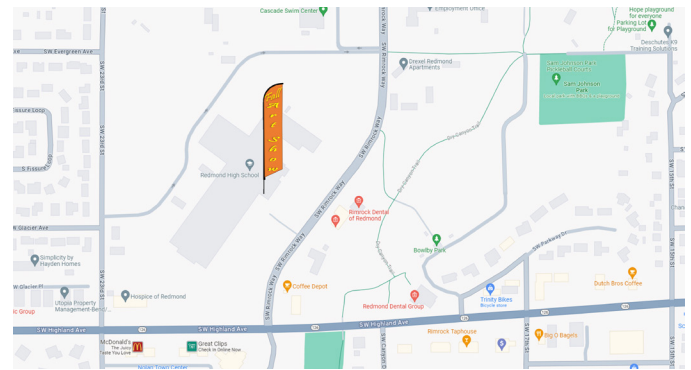
As fall approaches and the leaves begin to change color, Dry Canyon Arts Association (DCAA) is preparing for its Fourth Annual Fall Art Show and Sale. This year, it will be bigger than ever as it will be held in the Redmond High School Commons, where over 50 artists, mostly local but also from other parts of the Northwest, will show and sell their works in glass, fiber, metal, wood, oil and acrylic paintings, handmade custom jewelry, pottery, photography, and more. In addition, DCAA is pleased to host 30-40 high school artists, some of whom have never before shown their work.

The mission of DCAA, a nonprofit 501c3 organization, is to encourage art and culture in Redmond and the surrounding area by providing opportunity and access for all ages to experience and appreciate many forms of art. To further that mission, last spring, thanks to a \$3,000 grant awarded to DCAA by Deschutes County Arts and Cultural Grant Program, 186 first, second, and third graders at Hugh Hartman Elementary School in Redmond had the unique experience of exploring the world of watercolor with a professional artist. The money was used to facilitate the hiring of a professional watercolor artist through Arts for Learning, a nationwide organization that has been

working in Central Oregon since 2018.

In addition to the art at the Fourth Annual Art Show and Sale, DCAA will also hold a raffle for over 20 pieces of select artworks donated by DCAA artists. To further the work begun at Hugh Hartman Elementary School, all proceeds from the raffle will go toward art programs for Redmond's elementary schools.

Make plans to visit Redmond High School Commons (on the corner of Highland and Rimrock) on Saturday, November 11 from 10am-5pm or Sunday, November 12 from 10am-4pm. See and buy beautiful, original art and support Redmond's elementary schools by participating in the raffle. •



ARTISAN ANECDOTES

COMMUNITY CANVAS

by James Morris

Rain dribbled softly on the cobblestone streets of the sleepy village of Marleston. The roofs shone wetly under the grey clouds, and the air smelled of damp earth. Just off the central square, a dim light emanated from a narrow storefront, its sign reading: “Malachi’s Art Studio.”

Inside, Malachi, a lanky figure with salt-and-pepper hair and a scruffy beard, was carefully applying paint to a canvas. His fingers, stained with a kaleidoscope of colors, moved with a deliberate slowness, capturing the essence of Marleston’s landscapes.

Each painting he made was a vivid portrayal of the town, its rolling hills, and charming architecture. Despite his undeniable talent, Malachi’s paintings were often ignored by tourists in favor of mass-produced souvenirs. Still, that never deterred him.

The door chime tinkled, and in stepped Rosalind, a cheerful middle-aged woman, her basket filled with fresh bread.

“Ah, Malachi!” she exclaimed. “I’ve got some fresh loaves. Thought you might like one.”

He smiled warmly, “Thank you, Rosalind. How much do I owe you?”

Rosalind waved him off. “Oh, it’s on the house. But if you could spare one of your sketches for the school? The children love them.”

Malachi didn’t hesitate. He reached into a drawer and handed her a delicate sketch of Marleston’s central fountain. “For the kids,” he said, chuckling softly.

This was Malachi’s way. Even with his own struggles, he always found ways to give back. He’d offer free art lessons to children, donate sketches for charity events, or paint murals to beautify the town.

One chilly evening, after the shop had closed, Malachi sat huddled by his small fireplace. The room was modestly furnished, with blankets draped over a worn-out couch and dishes piled in the sink. An eviction notice lay opened on his table.

His friend Beatrice, known for her nosiness, happened to pass by and glanced inside the window. Seeing the eviction notice, her heart ached for the generous artist.

The next morning, Beatrice rushed to the local cafe



where townsfolk often congregated. “Do you all know how much Malachi’s struggling?” she began, sharing her discovery. Murmurs of surprise filled the room.

George, the local grocer, shook his head, “That man gave a free painting for the raffle last month!”

Helen, a teacher, added, “And he’s never charged the school for all the art supplies he’s donated over the years.”

The community felt a collective pang of guilt. The man who’d given so much was in dire straits, and they hadn’t known.

“We need to help him!” declared Rosalind, determination in her eyes.

And so, a plan was set into motion. They organized an art exhibit in the town square showcasing Malachi’s works. They printed flyers, set up stalls, and invited artists from neighboring towns. “A Tribute to Malachi” the banners proudly proclaimed.

On the day of the exhibit, Malachi was lured to the town square under the pretext of a community meeting. As he rounded the corner, his eyes widened in disbelief.

“Surprise!” the crowd cheered.

Tears filled Malachi’s eyes as he wandered through the stalls, seeing his paintings and sketches showcased with pride. People from all over came, purchasing his art and expressing their admiration.

Beatrice approached him, her arm around his shoulder. “You’ve always given to Marleston, dear friend. It’s time Marleston gave back to you.”

Moved, Malachi whispered, “I never painted for money. I painted to capture the spirit of this town, our home.”

“And that’s why you’re special,” Rosalind added, handing him an envelope. Inside, Malachi found enough money to clear his debts and more.

That day, not only did Malachi’s art find appreciation, but the town of Marleston also painted a picture of unity and compassion.

From that point on, Malachi’s art studio became a hub of activity, a testament to the power of community. And every time he painted a new piece, it wasn’t just a portrayal of Marleston’s beauty, but also its heart and soul.

Points to Ponder:

1. *Community Strength:* The strength of a community isn't determined by its most affluent members but by how it responds collectively during times of need.

2. *The Value of Art:* Art, in its many forms, plays an essential role in community building and capturing shared emotions and memories. Its value goes beyond monetary measures.

3. *Reciprocity:* Even if not immediate, acts of kindness and generosity often find their way back. The seeds of goodwill, once sown, can bear unexpected fruits.

4. *Recognizing Struggle:* Many individuals, despite facing personal hardships, continue to give selflessly. Recognizing their silent battles can lead to understanding and support.

5. *Unity in Action:* When a community unites for a shared cause, the impact can be transformative, changing lives and strengthening bonds.

Ask Yourself...

1. *Awareness:* Am I aware of the challenges faced by those around me, especially those who give selflessly to the community?

2. *Valuation:* How do I value art and creativity? Do I recognize the emotional and societal impact it has beyond its price tag?

3. *Giving Back:* Have I taken steps to give back or support those who have enriched my life or the community I belong to?

4. *Community Ties:* How connected am I to my community? Do I participate in events, discussions, or initiatives that aim to uplift its members?

5. *Personal Journey:* Am I on a path where I am open to both giving and receiving? Do I recognize that in helping others, I might be nurturing an environment that would support me in my times of need?

Introducing: Artisan Anecdotes

Hello Readers,

Our art association has always strived to celebrate art in its many dimensions, understanding that art isn't just about visual splendor but also about the stories, emotions, and reflections it can invoke. In light of this, we are delighted to introduce a new feature in our newsletter: **Artisan Anecdotes**.

Artisan Anecdotes will present short, fictional tales that weave together the world of artistry with captivating narratives. These stories are purely imaginative and designed for your entertainment, offering a unique blend of art and storytelling. But, as with all art forms, there's often a deeper message beneath the surface.

To help you delve into these underlying themes, each anecdote will be followed by two special sections: **Points to Ponder** and **Ask Yourself**. These sections aim to offer insights drawn from the story and encourage personal reflection, allowing you to engage with the tale on a more intimate level.

We believe that stories, much like art, can inspire introspection and shape perspectives. With **Artisan Anecdotes**, we hope to enrich your artistic journey, both as creators and admirers.

Stay inspired and keep creating!

Warm regards,
James Morris, Editor

Stand With Us: Support the Dry Canyon Arts Association

The Dry Canyon Arts Association (DCAA) is a testament to passion and commitment. Every month, our tireless volunteers weave together an engaging tapestry of Redmond's arts scene, all in an effort to keep you informed and connected. But quality comes with a cost, and we need your help.

Your donations not only cover production costs but also affirm the importance of arts in our community. This is your chance to become part of a community that values and supports the arts. Every dollar counts, and every contribution helps us continue our mission. Stand with us. Stand for the arts.

Donate today - www.DryCanyonArts.org/donate

RESOURCES FOR ARTISTS



Zapplication is an online platform that offers artists a streamlined application process for participating in professional art shows and events. With a comprehensive listing of various art events such as art & craft festivals, fine arts shows, and more, Zapplication.org facilitates the application, jurying, and booth payment process. Users can apply to multiple shows through a single platform, simplifying the procedure and saving time. This website is a must-visit for any artist looking to showcase their work at art events. (www.Zapplication.org)



CaFÉ™ is a leading online platform for artists and related fields aimed at simplifying the process of entering into art events and competitions. Essentially, it is a one-stop solution that artists can use to find opportunities, submit their entries, and go through an online jurying process. Developed for the arts and public art field community, CallForEntry.org showcases various creative work from a multitude of artists. By centralizing the application process, CaFÉ™ eliminates the hassle and fosters an environment for both emerging and seasoned artists to rise and flourish. (www.CallForEntry.org)



DRY CANYON
Arts
ASSOCIATION

THE VOICE OF THE REDMOND ART COMMUNITY



Join the Dry Canyon Arts Association and unlock your artistic potential!

Connect with a vibrant local artist community and reap the benefits of joining the Dry Canyon Arts Association. Meet and collaborate with talented artists, build valuable relationships, and expand your network. Showcase your art in our Lend Me Your Walls program, First Friday events, and our two annual art fairs, gaining exposure and recognition. Join today, sign up is fast and easy. Don't miss out on the opportunity to be part of this supportive and creative community of Redmond, Oregon. Elevate your art with the Dry Canyon Arts Association!

Unleash Your Creative Spirit

A Volunteer is Needed for DCAA's Lend Me Your Walls Program!

Are you passionate about art and community? The Dry Canyon Art Association (DCAA) is seeking a dedicated volunteer to help coordinate our signature event, the Lend Me Your Walls program. Join us in our mission to enrich the community through art and cultural experiences.

The Lend Me Your Wall program connects artists with participating venues to display their artwork for extended periods, fostering a dynamic art scene within our community. By volunteering with DCAA, you'll play a vital role in making this program a reality.

As a volunteer, you'll take on exciting responsibilities such as:

- Event planning and coordination
- Marketing and promoting the events
- Communicating with artists and venues
- Ensuring the smooth running of each event

Why volunteer with DCAA? You'll enjoy numerous benefits, including:

- Hands-on experience in event planning and marketing
- Opportunities to network with local artists and community leaders
- A chance to make a lasting, positive impact on the community

Ready to join our creative team? To apply, simply email your resume or a brief description of your relevant experience to Chair@DryCanyonArts.org. Don't miss this opportunity to be part of the artistic heartbeat of our community!

In the small, close-knit town of Larkspur, nestled in the heart of the countryside, sat a quaint little bookstore, “The Book Nook.” Owned by the affable Mr. and Mrs. Winters, the bookstore had been the heart and soul of Larkspur for years. But with the digital age knocking on their door, the business faced the very real threat of closure. They were on the brink of being another casualty in the relentless march of technology.

The Winters had always relied on traditional marketing methods, such as word-of-mouth, flyers, and local newspaper ads. But these methods weren’t cutting it anymore. The foot traffic dwindled, sales plummeted, and the once bustling store fell eerily quiet.

That’s when they decided to take a leap of faith, stepping out of their comfort zone. They reached out to J.H. Morris Productions, a professional content creator renowned for their unique, quality content and attention to detail.

Working closely with the Winters, J.H. Morris Productions dived deep into the essence of “The Book Nook,” capturing its charm, its rich history, and its role as a community hub. They crafted a compelling narrative that was not just about selling books, but about preserving a cherished community landmark.

J.H. Morris Productions revamped their website, incorporating testimonials from loyal customers who spoke passionately about their love for the bookstore. They created engaging social media content, showcasing the bookstore’s events, book clubs, and author signings. They even produced a heartwarming video telling the story of “The Book Nook,” which resonated deeply within the community and beyond.

The results were nothing short of miraculous. The bookstore saw an unprecedented surge in foot traffic and online orders. Locals, who had taken the bookstore for granted, started to see it in a new light. Even tourists began to visit, drawn by the compelling story and the charm of a small-town bookstore.

“The Book Nook” had not just survived; it was thriving, all thanks to the power of professional, quality content creation.

This transformation could be your story too. Don’t let your business be overshadowed in this digital age. Harness the power of professional content creation with J.H. Morris Productions. Reach out to us today and let us tell your story, create engagement, and drive your business to new heights. Your success story is just a call away. Contact J.H. Morris Productions now!



J. H. MORRIS PRODUCTIONS, LLC

www.JHMorrisProductions.com

James@JHMorrisProductions.com

(541) 408-7288

Exciting Opportunity for Photographers **Capture and Showcase your Talent!**

DCAA is seeking a skilled photographer from our esteemed membership to document our captivating events. By accepting this opportunity, you will gain recognition for your talent through credited publication of your photos across esteemed platforms such as Cascade A&E, the new Pacific Northwest Art Beat magazine, influential social media channels, and the engaging Dry Canyon Arts newsletters.

Whether you are an aspiring photographer looking to gain experience or a seasoned professional eager for new challenges, this role offers the perfect platform to cultivate your skills. Join us and unlock the potential to evolve as a photographer with this innovative and thrilling opportunity. Apply now to seize this extraordinary chance to showcase your skills, drive your career forward, and capture breathtaking moments that will be cherished by a wide audience.

Contact

FirstFriday@DryCanyonArts.org

ART THERAPY

USING CREATIVITY TO HEAL

by James Morris

In a world where words often fail us, art emerges as a universal language that transcends cultural and linguistic barriers. It allows us to express our deepest emotions, fears, and hopes in a tangible form. As a person that has experienced the need for art therapy, I can affirm that one of the most potent tools we have for healing is creativity. This is where art therapy comes into play.

Art therapy is a form of psychotherapy that uses art media as its primary mode of communication. It originated in the fields of art and psychotherapy and has roots in the theories of Freud and Jung¹. Today, it's recognized as a powerful therapeutic tool capable of reaching individuals of all ages and backgrounds.

The Power of Art Therapy

Art therapy is more than just creating art. It's about the process – the journey of self-exploration and self-expression. It's about finding a voice when words are not enough, and using that voice to heal.

Research supports the efficacy of this therapeutic approach. A study conducted by the American Art



Therapy Association found that 60 minutes of creative activity significantly reduced stress in the body, regardless of artistic talent or experience².

How Art Therapy Works

Here is where I hope to guide you through the art therapy journey. We begin by establishing a safe and supportive environment. From there, you're encouraged to create art that reflects your thoughts, feelings, and experiences. This could be through drawing, painting, sculpting, or any other form of artistic expression that

resonates with you.

Once the art is created, we reflect on your piece. This discussion, whether it's with yourself or a friend, is an integral part of the therapeutic process. It allows for the exploration of personal and emotional narratives, fostering understanding, empathy, and insight.

The Benefits of Art Therapy

Art therapy offers numerous benefits. The act of creating art can boost self-esteem and provide a sense of accomplishment. It can also serve as a distraction, allowing you to take your mind off your problems for a while.


Moreover, art therapy enhances self-awareness and promotes emotional release. Some emotions are too complex or overwhelming to articulate. Art provides a medium through which these feelings can be expressed and understood.

For individuals dealing with trauma, art therapy can be particularly beneficial. Research shows that it can help improve symptoms related to Post-Traumatic Stress Disorder (PTSD)³.

Real-Life Testimonials

Many people have found solace and healing in art therapy. One of them, Jane, a 45-year-old woman, was battling depression when she first began therapy. Jane had always enjoyed painting but had stopped due to her mental health struggles. Through her therapy sessions, she

¹ Malchiodi, C. (2012). *Handbook of Art Therapy*. New York: Guilford Press.



² Kaimal, G., Ray, K., & Muniz, J. (2017). Reduction of Cortisol Levels and Participants' Responses Following Art Making. *Art Therapy*, 34(2), 74-80.

³ Collie, K., Backos, A., Malchiodi, C., & Spiegel, D. (2006). Art therapy for combat-related PTSD: Recommendations for research and practice. *Art Therapy*, 23(4), 157-164.

reconnected with her passion for painting and used it as a conduit for expressing her emotional turmoil.

“Art therapy has given me a new lease on life,” Jane shared. “It’s become an outlet for my emotions. When I paint, I feel free, unjudged. It’s helped me understand myself better and cope with my depression.”

Embracing Creativity for Healing

Art therapy is not about creating perfect art pieces; it’s about using the creative process to explore and express your emotions. You don’t need to be an artist to benefit from art therapy. All you need is an open mind and a readiness to embrace the power of creativity.

In conclusion, if you’re looking for a unique, therapeutic approach to heal, consider art therapy. It’s a journey of self-discovery and healing, guided by the power of creativity. Remember, it’s not just about the destination, but also the journey – your journey towards healing and self-discovery. •



Introducing Our New Monthly Feature: Art Therapy

Dear esteemed readers,

As we continue to strive for quality, uniqueness, and relevance in our content, we are thrilled to introduce a new monthly feature in our newsletter – Art Therapy. This development is not just another addition to our content lineup; it’s a testament to our commitment to deliver value, foster personal connections, and promote mental wellness among our readers.

Art therapy, a blend of creativity and psychotherapy, has been gaining momentum as a powerful tool for healing. It goes beyond the creation of art—it’s a journey of self-expression and self-exploration that can lead to profound insights and emotional release. Our aim with this monthly feature is to bring you closer to this transformative power of art.

Each month, we’ll delve into various aspects of art therapy, share expert insights, success stories, and practical tips to integrate this therapeutic practice into your daily life. But more importantly, we want this feature to be interactive, engaging, and personalized to your needs.

We understand that each one of you holds a unique perspective, a distinctive story. And it’s these stories that can inspire and empower others on their healing journey. So, we’re opening up our platform for you to share your experiences and ideas related to art therapy.

Have you used art as a form of self-expression or healing? Do you have a compelling story to tell? Or perhaps you have innovative ideas on how art can be used therapeutically? We invite you to share your thoughts, experiences, and suggestions. Your story could be the beacon of hope for someone else navigating through the tumultuous tides of life’s challenges.

Please send your submissions to Newsletter@DryCanyonArts.org. Every idea and story counts, because it’s your personal connection and engagement that truly brings our content to life.

Let’s embark on this exciting journey together. Let’s explore the power of art therapy, and in doing so, create a community that values mental health and personal growth. We look forward to hearing your stories and ideas.

Stay tuned for our first feature next month!

Warm regards,

James Morris
Editor



LEND ME YOUR WALLS

An Opportunity to Showcase Local Artists and For Local Artists to be Seen

By James Morris

As always, we're proud to bring you stories that inspire, intrigue and entertain. Today, I'm thrilled to share with you the many benefits of participating in the "Lend Me Your Walls" program for artists and local businesses alike.

The "Lend Me Your Walls" program is a unique opportunity to showcase art in unexpected places and provide local businesses with a fresh and exciting way to engage with their communities. For artists, this program offers a crucial opportunity to build their name in the art community. By providing a public space to display their work, they can reach new audiences and grow their following. Emerging artists have a platform to showcase their talents, while established artists can maintain their visibility. Studies have shown that displaying artwork in public spaces increases exposure, which is essential for building credibility, recognition, and sales.

Participating in the "Lend Me Your Walls" program also benefits local businesses by driving traffic and revenue. By providing walls or window space to showcase art, businesses can create a welcoming environment that encourages repeat customers. Art galleries attract diverse crowds, and having a show on the premises can introduce new patrons to local businesses, generating sales, and increasing foot traffic. Moreover, it reinforces the local business as a supporter of the arts, which strengthens the community and creates a positive image for the business.

But the benefits of the "Lend Me Your Walls" program extend beyond profits. The community also benefits by experiencing art in unexpected places, promoting

culture and creativity, and fostering a sense of pride and ownership. By bringing art into public spaces, the program helps engage the community through a shared appreciation of beauty, creativity, and talent. The more we expose our communities to the arts, the greater the impact it will have on a person's well-being, creativity, imagination and productivity.

The program has been hugely successful in engaging the community, with business owners and artists alike feeling a sense of pride and ownership over their contributions. By working together, they have created a vibrant and dynamic arts community that is benefitting from increased exposure and engagement.

- "Lend Me Your Walls" program is a fantastic opportunity for artists, businesses, and the community.
- It provides a platform where artists can showcase their work, local businesses can drive traffic and revenue, and the community can experience art in unexpected places.
- The program reinforces the importance of supporting the arts and building a more vibrant community.
- We encourage artists and businesses to participate in this program.

Please contact us at the Dry Canyon Arts Association at LMYW@DryCanyonArts.org to learn more about the program and how you can get involved. •

Discover the Unseen An Artistic Voyage Through Redmond's Hidden Treasures

Immerse yourself in an artistic journey across Redmond and discover the extraordinary talents of DCAA artists, showcased across six premium locations. These vibrant galleries, filled with diverse and inspiring works from abstract paintings to sculptural masterpieces, offer a portal into the creative minds of these exceptional artists. As you explore, you'll find joy in uncovering hidden city gems and connecting with art that resonates with your spirit, transforming your appreciation for art and your city.

Engaging with art in person is more than just viewing—it's an enriching experience that stimulates thought, ignites conversation, and broadens your perspective.

Visitors rave about their experiences: "The DCAA artists' work is astonishing. Every piece tells a compelling story," and "Visiting these locations has deepened my love for art and my city." So step out of the everyday and step into the extraordinary. We look forward to welcoming you on this artistic exploration.

1. **St. Charles Hospital, 1253 NW Canal Blvd**
2. **Feast Food Co., 546 NW 7th Street**
3. **Redmond Senior Center, 325 NW Dogwood Ave.**
4. **Grace & Hammer Pizzeria, 641 SW Cascade Ave**
5. **High Desert Vision Source, 443 SW Evergreen Ave**
6. **Birdies Brow & Spa, 704 SW Forest Ave**

FIRST FRIDAY ART WALK

By Scott Larson

DCAA is extending its First Friday Art Walk season into December! The FFAW form on our website has been updated, so consider signing up for the December show! Hopefully, art lovers and those looking for Holiday gifts will be out and about in downtown Redmond on December 1st.

Several artists shared their October FFAW experience. Jennifer Ramerman wrote: "I was at High Desert Florals last night. I had some coasters and cards I made using some of my photographs and prints of watercolors. [The owner], Gloria, asked if I would be interested in making up Redmond and Central Oregon themed coasters and cards that she could sell in her shop. She said people are always looking for mementos of their trip to Central Oregon. I will work with Gloria to come up with coasters and cards for her shop. My plan is to incorporate photography, watercolors/pastels, etc. (prints of artwork - not originals) to make the coasters and cards. It was a very nice surprise to talk with Gloria about this opportunity. You just never know what connections you can make when participating in First Friday Art Walk!"

Diana Krugle took advantage of the nice weather, setting up on the sidewalk outside Desert Prairie Boutique to sketch caricatures. Jewelry artist Josie Powell enjoyed being at Arome and sold several pairs of earrings. Rick Thompson showed his paintings at Cascade Hasson Sotheby's International Realty. He sold 17 cards and 2 prints. And he also spoke to someone about possibly commissioning a painting.

Board Member and FFAW Chair Laurel Werhane summarizes well, "Immediate sales are sweet but there is also the prospect of future opportunities."

Share your FFAW experience so that we can include it in a future article. Send your comments to firstfriday@drycanyonarts.org.

Seven artists signed up to showcase their art this month at the following businesses:

- Jay Lowndes and Jennifer Ramerman at Arome;
- Emily Furgason and Michael Wise at Harcourts The Garner Group Real Estate;
- Camille Fitterer, Debra Higgs, and James Morris at SCP Redmond Hotel.

In closing, I want to give a special thanks to all the artists who have participated and made First Friday Art Walk a successful community event! •

FIRST FRIDAY ART WALK

Redmond

4pm
-
7pm

Nov
2023

	8th	7th	6th	5th	4th
Black Butte					
Cascade					
Deschutes					
Evergreen			1		
Forest			2		
Glacier		3			

1 Arome
432 SW 6th St

2 Harcourts The Garner Group
Real Estate, 444 SW 6th St
Harcourts The Garner Group Real Estate

3 SCP Redmond Hotel
521 SW 6th St

drycanyonarts.org



CALENDAR

NOVEMBER 2023

November

- 3 - First Friday Art Walk
- 7 - LMYW Hanging @ Grace and Hammer
- 11-12 - Fall Art Show @ Redmond High School
- 15 - LMYW Hanging @ Senior Center
- 16 - Member Meeting @ Senior Center

December

- 1 - First Friday Art Walk
- 28 - Board Meeting @ Senior Center

2024

January

- 25 - Member Meeting

February

- 22 - Board Meeting

March

- 28 - Member Meeting

April

- 25 - Board Meeting

May

- TBD - Spring Art Show
- 23 - Member Meeting

* Dates and events can change.


Sun	Mon	Tue	Wed	Thu	Fri	Sat
29	30	31 Halloween 	1	2	3 First Friday Art Walk	4
5	6	7 LMYW - Grace & Hammer	8	9	10	11 Veteran's Day DCAA Fall Art Show
12 DCAA Fall Art Show	13	14	15 LMYW - Senior Center	16 DCAA Member Meeting	17	18
19	20	21	22	23 Thanksgiving 	24	25
26	27	28	29	30	1 First Friday Art Walk	2

SAVE the DATE!

The DCAA Fall Art Show is right around the corner.

November 11 - 12

New location!
Redmond High School




CROSSWORD PUZZLE

Answers will be provided in next month's issue.
 Take a pic of your completed puzzle and send it in for a chance to win a prize!
 Winner is randomly selected from all entries.
 Send your completed puzzle pic to Newsletter@DryCanyonArts.org.

Name: _____ Date: _____

DCAA Newsletter - Nov '23



Across

- 4. Common painting technique
- 5. Current Chair or the DCAA
- 7. Genre of AOTM for November.
- 10. Joshua's crab is in this month in the calendar.
- 14. Supporter of DCAA, Grace and _____
- 15. Artist of the Month TV Interviewer, Central Oregon _____
- 18. A great place to hold member's meetings
- 24. DCAA Newsletter Editor
- 25. The newsletter's most recent feature that assists in healing.

- 26. Artist of the Month's biz, High _____ Carvers
- 27. Bill Hunt is one **Down**
- 1. Commonly used by artists at craft shows
- 2. DCAA Volunteer Coordinator
- 3. National Holiday on Nov. 11
- 6. Fictional art studio in Artison Anecdotes
- 8. A great way for artists to showcase their work every month
- 9. A photographer's favorite time of day
- 11. First Friday venue on 6th Street

- 12. Major DCAA Event occurs annually in November
- 13. Cover artist
- 16. The 2nd 'A' in DCAA
- 17. Retailers participate to let artists show their work (abbrev.)
- 19. Studies have shown that displaying artwork in public spaces increases _____
- 20. Redmond's Leader
- 21. _____ From Central Oregon, a mural project
- 22. Recently appeared on KOHD showcasing her Book Art
- 23. Admission price to the Fall Art Show on Nov. 11-12

DCAA *Presents Our Fourth Annual*
FALL ART SHOW & SALE

Saturday November 11th 10-5

Sunday November 12th 10-4

Featuring Local Artists and Artisans
At The Redmond High School Commons



A raffle of select artwork will be held, with all proceeds for Redmond Elementary School art programs.

FREE ADMISSION
www.drycanyonarts.org



DRY CANYON
Arts
ASSOCIATION



Dry Canyon Arts Association
Redmond, Oregon

info@DryCanyonArts.org
www.DryCanyonArts.org

Newsletter produced by
J. H. Morris Productions
www.JHMorrisProductions.com



J. H. MORRIS PRODUCTIONS
Content Writing | Photography